

MULTILAYER CHIP INDUCTORS 積層式晶片電感

EBLS series 系列

Electrical characteristics 電氣特性



Shape(尺寸): 2012(0805)

Part Number 料號	Inductance 感值 (μ H) Tolerance 公差	Q 品質 係數	Test Frequency L,Q(MHz) 測試頻率	Self-resonant Frequency (MHz)Min 共振頻率	DC Resistance (Ω)Max 直流阻抗	Rated Current (mA)Max 額定電流	Thicknes s (m/m) 厚度
EBLS2012-47NM	0.047 \pm 20%	15	50	320	0.20	300	0.85 \pm 0.2
EBLS2012-68NM	0.068 \pm 20%	15	50	280	0.20	300	0.85 \pm 0.2
EBLS2012-82NM	0.082 \pm 20%	15	50	255	0.20	300	0.85 \pm 0.2
EBLS2012-R10K,M	0.10 \pm 10%, \pm 20%	20	25	235	0.30	250	0.85 \pm 0.2
EBLS2012-R12K,M	0.12 \pm 10%, \pm 20%	20	25	220	0.30	250	0.85 \pm 0.2
EBLS2012-R15K,M	0.15 \pm 10%, \pm 20%	20	25	200	0.40	250	0.85 \pm 0.2
EBLS2012-R18K,M	0.18 \pm 10%, \pm 20%	20	25	185	0.40	250	0.85 \pm 0.2
EBLS2012-R22K,M	0.22 \pm 10%, \pm 20%	20	25	170	0.50	250	0.85 \pm 0.2
EBLS2012-R27K,M	0.27 \pm 10%, \pm 20%	20	25	150	0.50	250	0.85 \pm 0.2
EBLS2012-R33K,M	0.33 \pm 10%, \pm 20%	20	25	145	0.55	250	0.85 \pm 0.2
EBLS2012-R39K,M	0.39 \pm 10%, \pm 20%	25	25	135	0.65	200	0.85 \pm 0.2
EBLS2012-R47K,M	0.47 \pm 10%, \pm 20%	25	25	125	0.65	200	0.85 \pm 0.2
EBLS2012-R56K,M	0.56 \pm 10%, \pm 20%	25	25	115	0.75	150	0.85 \pm 0.2
EBLS2012-R68K,M	0.68 \pm 10%, \pm 20%	25	25	105	0.80	150	0.85 \pm 0.2
EBLS2012-R82K,M	0.82 \pm 10%, \pm 20%	25	25	100	1.00	150	0.85 \pm 0.2
EBLS2012-1R0K,M	1.0 \pm 10%, \pm 20%	45	10	75	0.40	50	0.85 \pm 0.2
EBLS2012-1R2K,M	1.2 \pm 10%, \pm 20%	45	10	65	0.50	50	0.85 \pm 0.2
EBLS2012-1R5K,M	1.5 \pm 10%, \pm 20%	45	10	60	0.50	50	0.85 \pm 0.2
EBLS2012-1R8K,M	1.8 \pm 10%, \pm 20%	45	10	55	0.60	50	0.85 \pm 0.2
EBLS2012-2R2K,M	2.2 \pm 10%, \pm 20%	45	10	50	0.65	30	0.85 \pm 0.2
EBLS2012-2R7K,M	2.7 \pm 10%, \pm 20%	45	10	45	0.75	30	1.25 \pm 0.2
EBLS2012-3R3K,M	3.3 \pm 10%, \pm 20%	45	10	41	0.80	30	1.25 \pm 0.2
EBLS2012-3R9K,M	3.9 \pm 10%, \pm 20%	45	10	38	0.90	30	1.25 \pm 0.2
EBLS2012-4R7K,M	4.7 \pm 10%, \pm 20%	45	10	35	1.00	30	1.25 \pm 0.2
EBLS2012-5R6K,M	5.6 \pm 10%, \pm 20%	50	4	32	0.90	15	1.25 \pm 0.2
EBLS2012-6R8K,M	6.8 \pm 10%, \pm 20%	50	4	29	1.00	15	1.25 \pm 0.2
EBLS2012-8R2K,M	8.2 \pm 10%, \pm 20%	50	4	26	1.10	15	1.25 \pm 0.2
EBLS2012-100K,M	10 \pm 10%, \pm 20%	50	2	24	1.15	15	1.25 \pm 0.2
EBLS2012-120K,M	12 \pm 10%, \pm 20%	50	2	22	1.25	15	1.25 \pm 0.2
EBLS2012-150K,M	15 \pm 10%, \pm 20%	30	1	19	0.80	5	1.25 \pm 0.2
EBLS2012-180K,M	18 \pm 10%, \pm 20%	30	1	18	0.90	5	1.25 \pm 0.2
EBLS2012-220K,M	22 \pm 10%, \pm 20%	30	1	16	1.10	5	1.25 \pm 0.2
EBLS2012-270K,M	27 \pm 10%, \pm 20%	30	1	14	1.15	5	1.25 \pm 0.2
EBLS2012-330K,M	33 \pm 10%, \pm 20%	30	1	13	1.25	5	1.25 \pm 0.2
EBLS2012-390K,M	39 \pm 10%, \pm 20%	35	1	8	2.90	4	1.25 \pm 0.2

* TEST EQUIPMENT: E4991A IMPEDANCE ANALYZER 量測儀器 : E4991A 阻值分析儀

* Max Echo reserves the rights for revising the content of this catalog without further notification.
鈺鎧保留更改此目錄中任何內容之權利. 而不再另行通知.

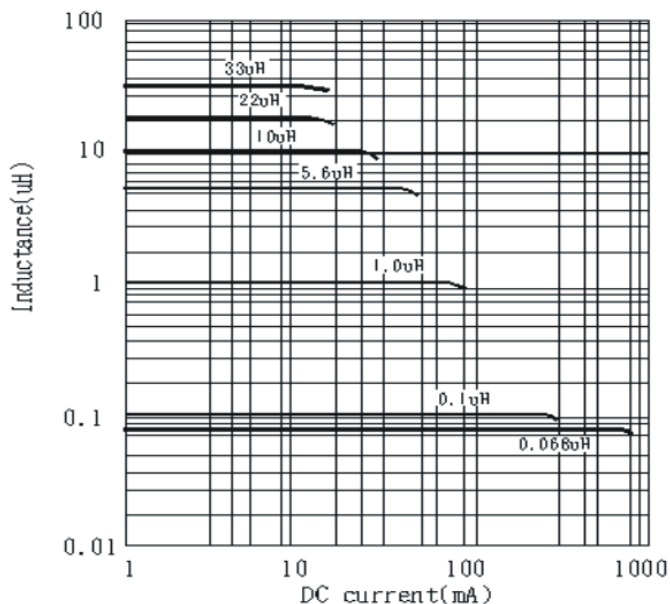
MULTILAYER CHIP INDUCTORS 積層式晶片電感

EBLS series 系列

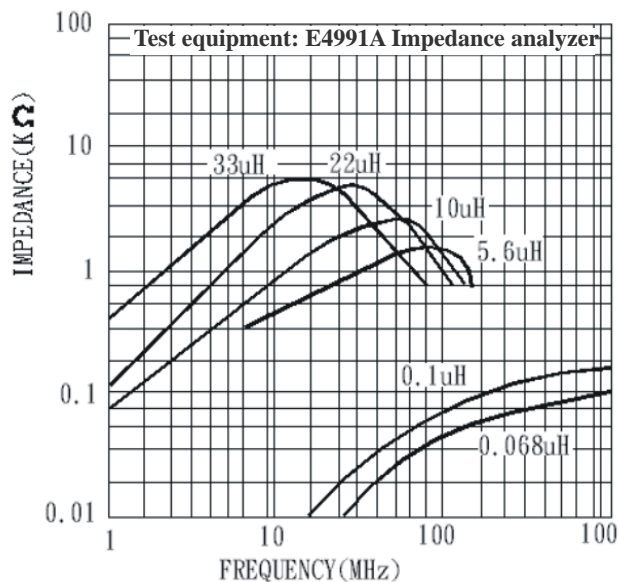
EBLS2012(0805) TYPE 型號

TYPICAL ELECTRICAL CHARACTERISTICS 典型之電氣特性

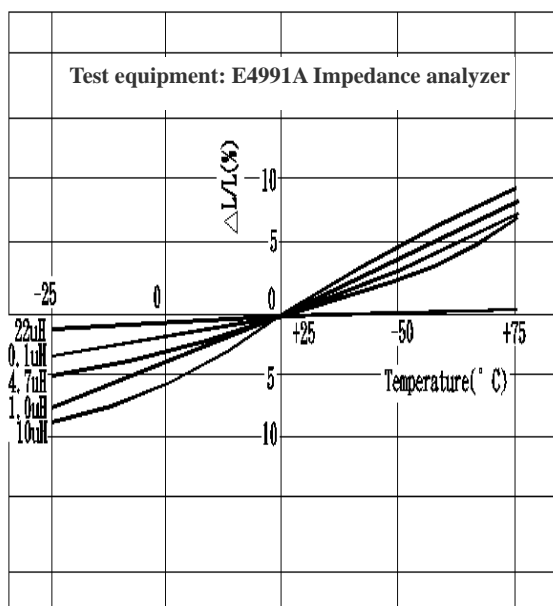
INDUCTANCE vs. DC SUPERPOSITION



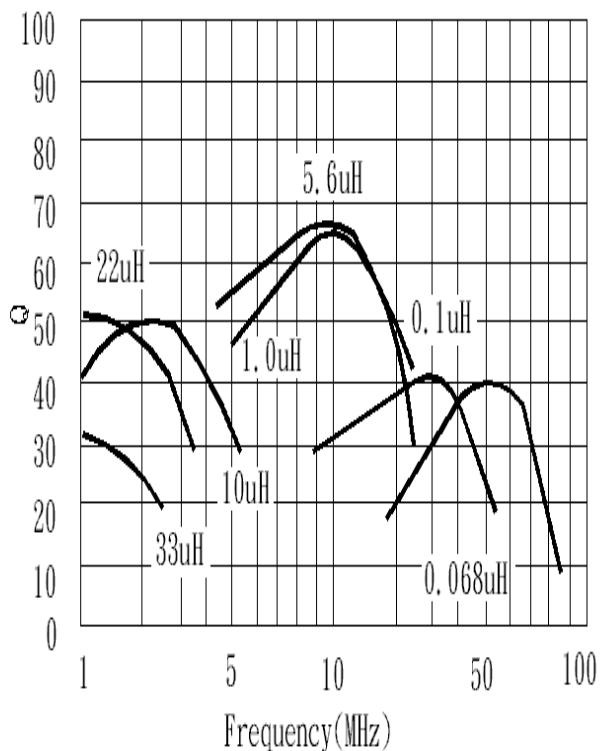
IMPEDANCE vs. FREQUENCY



INDUCTANCE vs. TEMPERATURE



Q vs. FREQUENCY



* Max Echo reserves the rights for revising the content of this catalog without further notification.

鈺鎧保留更改此目錄中任何內容之權利。而不再另行通知。