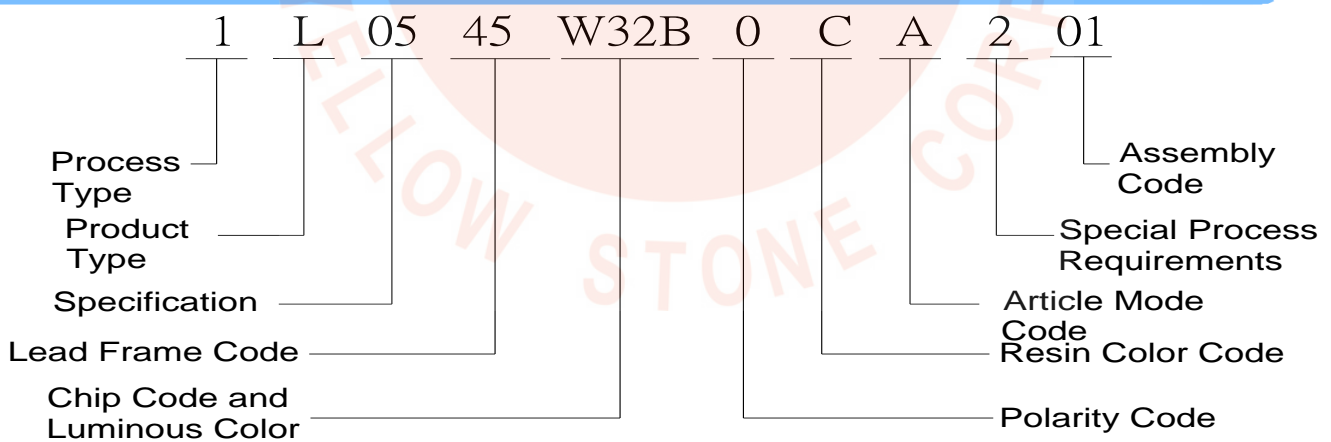


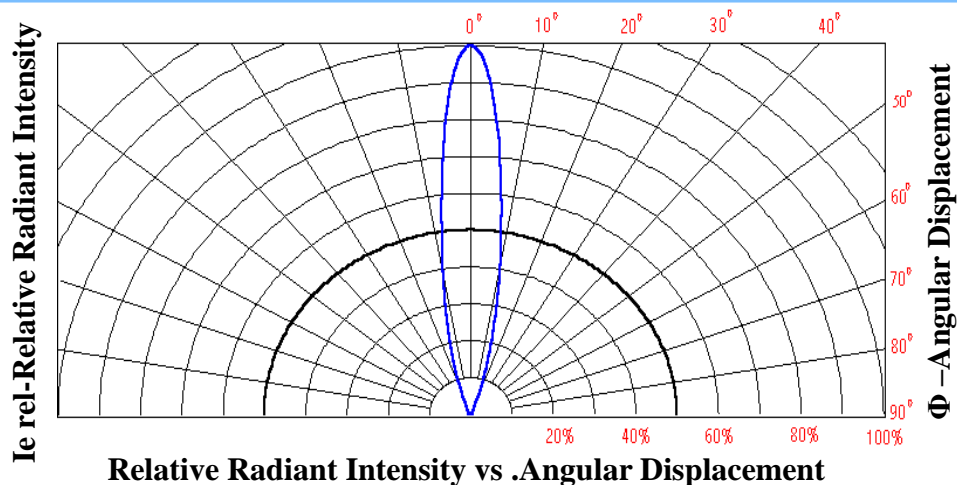
Features

- § forward current $\leq 30\text{mA}$
- § Wide viewing angle: 15°
- § Operating Temperature $-30\sim 80^\circ\text{C}$
- § Storage temperature $-40\sim 100^\circ\text{C}$
- § Junction Temperature 110°C
- § ROHS and REACH-compliant
- § Lens Color Code : Water Transparent
- § Lead Frame : Ag Plating Iron Alloy
- § Resin(Mold) : Epoxy
- § Chip material: InGaN
- § Reverse Voltage: 5V
- § Pulsed Forward Current: 100mA
- § Duty 1/10 Pulse Width 0.1ms

Product Identification Code



Directive Characteristics ($T_a=25^\circ\text{C}$)



Electrical-Optical Characteristics (Ta=25°C)

Parameter	Symbol	Value			Unit	Test condition
		Min.	Typ.	Max.		
Forward Voltage	Vf	2.8	3.3	3.8	V	If=20mA
Luminous intensity	Iv	10600	20000		mcd	If=20mA
Wavelength	X		0.285			If=20mA
	y		0.274			If=20mA
Reverse Current	Ir			10	μ A	Vr=5V
Viewing angle	2θ1/2		15		Deg	If=20mA

1.Luminous intensity (IV) ±10%, Forward Voltage (VF) ±0.1V, Wavelength (X,Y)±0.0.1

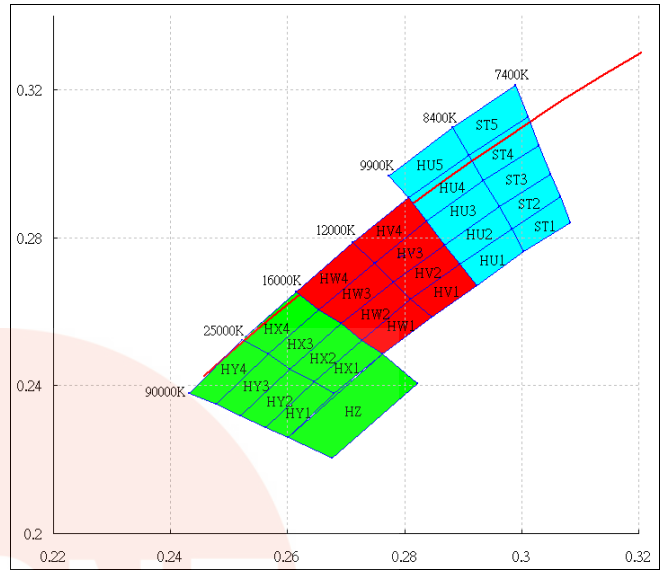
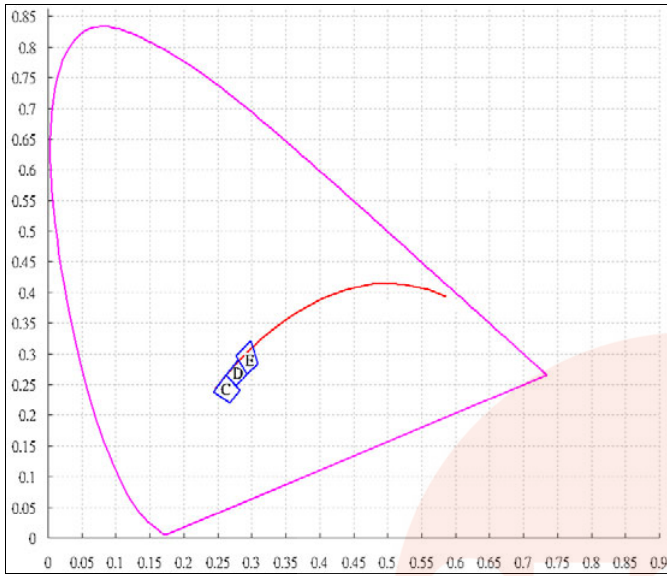
2.IS standard testing

Range of bins

Bin	Bin0	Bin1	Bin2	Bin3	Bin4	Bin5	Bin6
IV	1-3	3-6	6-9	9-13	13-20	20-30	30-45
Bin	Bin7	Bin8	Bin9	Bin10	Bin11	Bin12	Bin13
IV	45-70	70-90	90-120	120-160	160-210	210-270	270-350
Bin	Bin14	Bin15	Bin16	Bin17	Bin18	Bin19	Bin20
IV	350-460	460-600	600-780	780-1000	1000-1300	1300-1700	1700-2200
Bin	Bin21	Bin22	Bin23	Bin24	Bin25	Bin26	Bin27
IV	2200-2800	2800-3700	3700-4900	4900-6300	6300-8200	8200-10600	10600-13800
Bin	Bin28	Bin29	Bin30	Bin31	Bin32	Bin33	
IV	13800-18000	18000-23400	23400-30400	30400-39500	39500-51400	51400-66800	

**IV Unit: mcd.

Color Coordinate Comparison



Color Ranks.

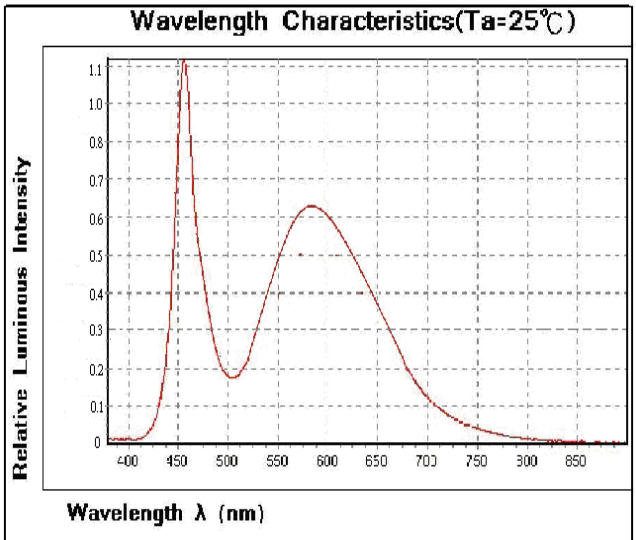
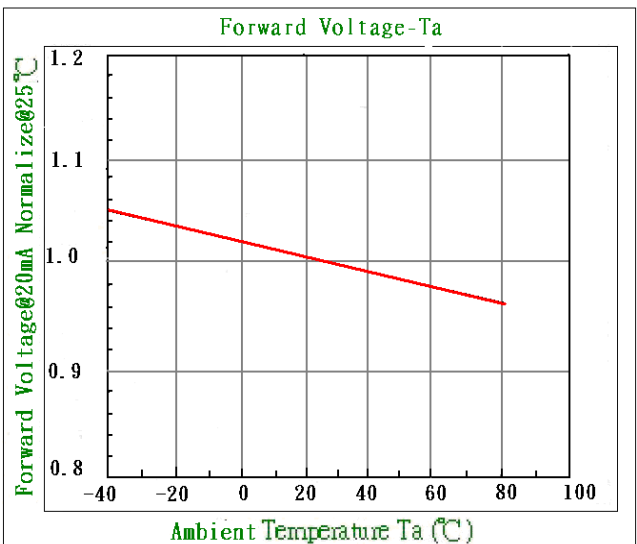
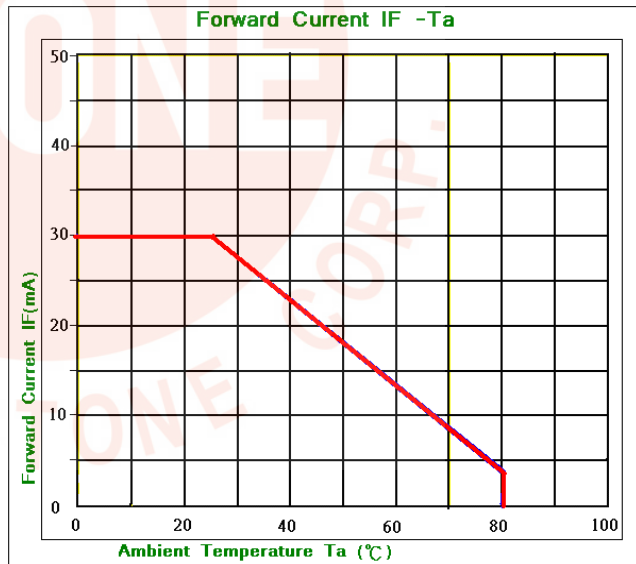
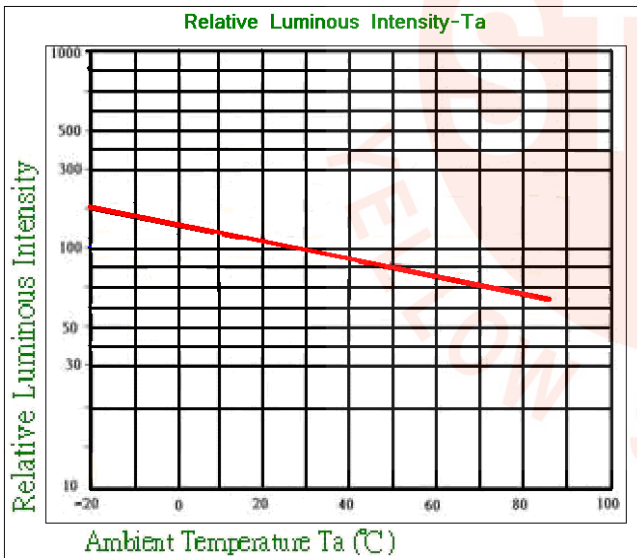
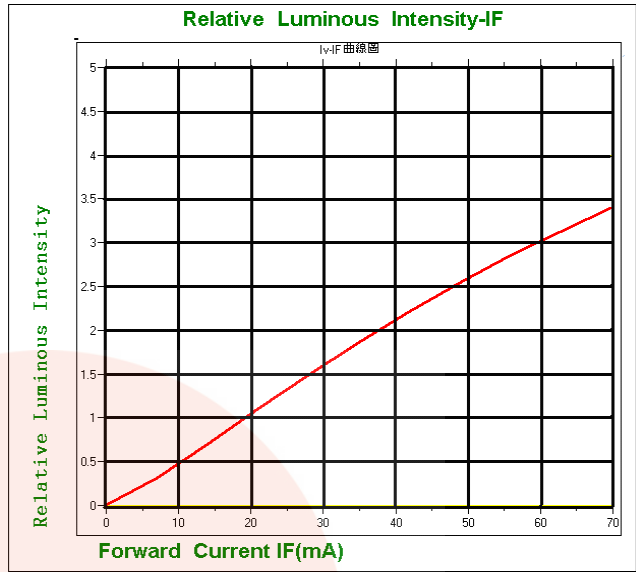
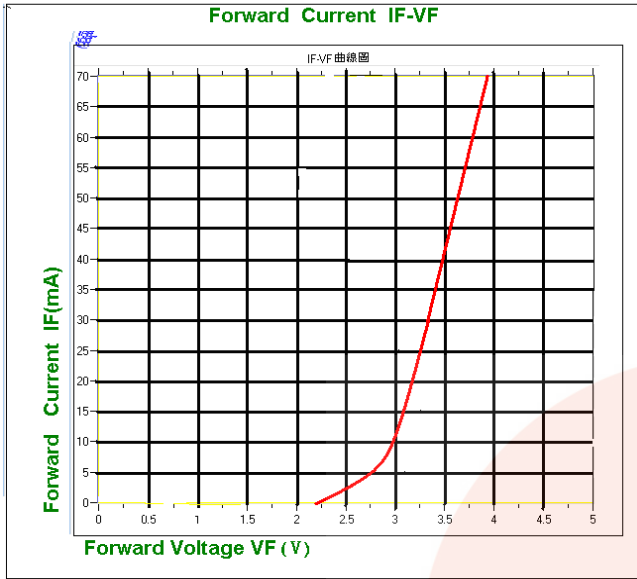
C					D					E				
X	0.243	0.262	0.282	0.268	X	0.262	0.281	0.292	0.276	X	0.277	0.299	0.308	0.2924
Y	0.238	0.265	0.241	0.22	Y	0.265	0.291	0.267	0.249	Y	0.297	0.321	0.308	0.2924

C	Bin code	x	y	Bin code	x	y
	HY4	0.25	0.2435	HX4	0.2589	0.2567
	HY3	0.2542	0.24	HX3	0.2629	0.2526
	HY2	0.2583	0.2365	HX2	0.2667	0.2487
	HY1	0.2622	0.2334	HX1	0.2704	0.245
	HZ	0.2704	0.2319			

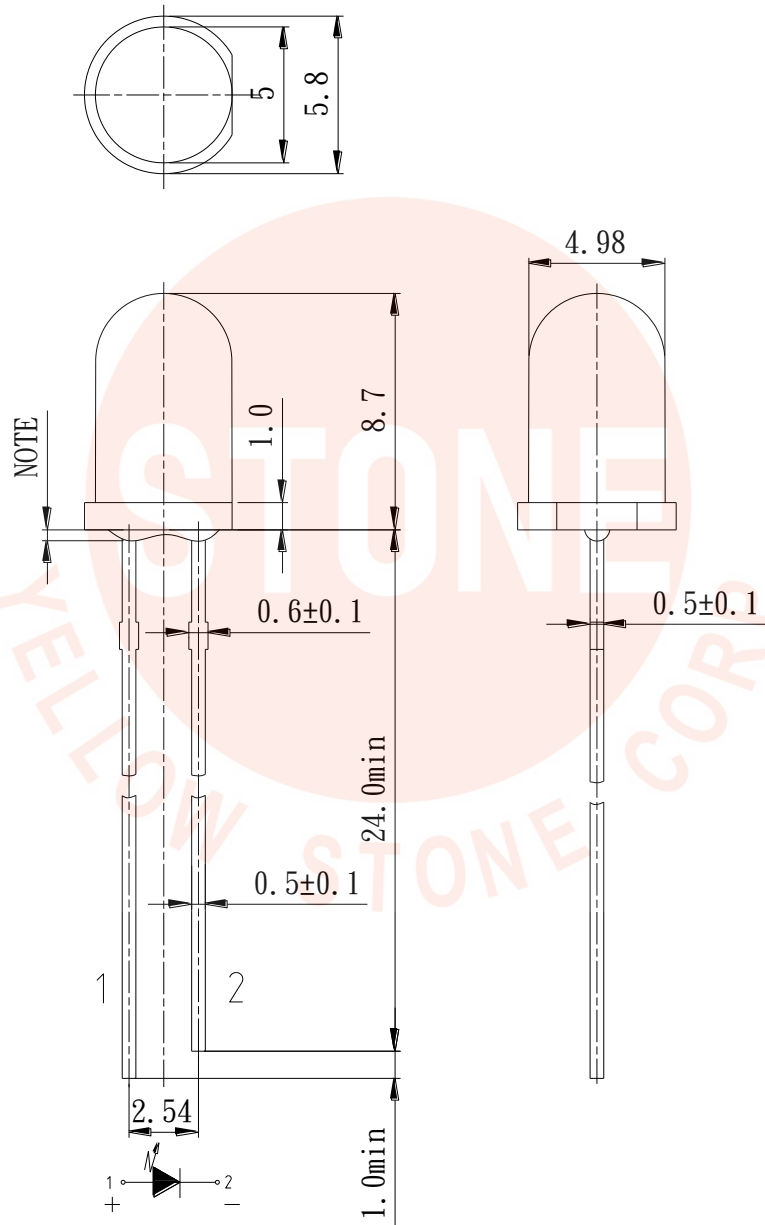
E	Bin code	x	y	Bin code	x	y
	HU5	0.2843	0.2999	ST5	0.2948	0.3116
	HU4	0.2872	0.2933	ST4	0.2971	0.3039
	HU3	0.29	0.2866	ST3	0.2994	0.2965
	HU2	0.2927	0.2805	ST2	0.3015	0.2898
	HU1	0.2952	0.2747	ST1	0.3034	0.2835

D	Bin code	x	y	Bin code	x	y
	HW4	0.2682	0.2695	HV4	0.2776	0.2818
	HW3	0.2718	0.2646	HV3	0.2808	0.276
	HW2	0.2752	0.2601	HV2	0.2838	0.2706
HW1	0.2786	0.2557	HV1	0.2869	0.2655	

Optical Characteristics



Outline Dimensions



單位 (Units)	圖面未注公差 (Encapsulation tolerance)	膠體外觀公差 (Encapsulation tolerance)	膠體伸出尺寸 (NOTE3) (Dimensions of protruded resin flange)
mm	±0.3	±0.25	Max 1.0